



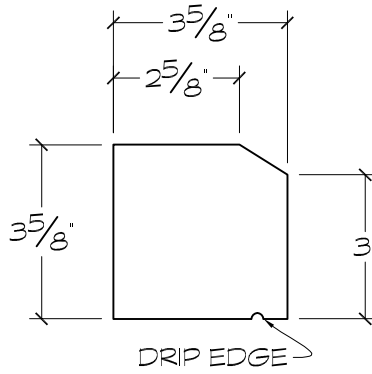
Harvey Cement Products, Inc.

Since 1947

16030 Park Avenue, Harvey, IL 60426

Ph: 708.333.1900 F: 708.333.1910

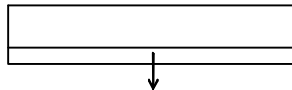
www.harveycement.com



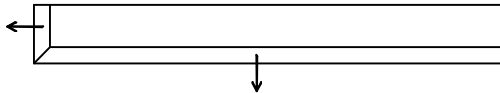
CROSS SECTION

1 PROFILE HR
 ARCH REF:
 SCALE: 3"=1'-0"

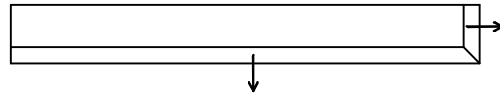
TOP VIEWS



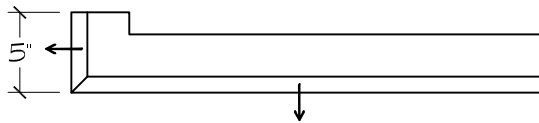
STRAIGHT



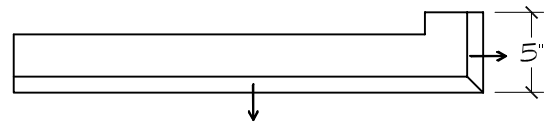
LEFT END RETURN



RIGHT END RETURN



LEFT END RETURN - CUST



RIGHT END RETURN - CUST

DRIP EDGE - OPTIONAL

Profile ID

HR

SUGGESTED USE

Sill	X
Transition Band	X
Coping	
Cap	X
Band	X
Field	

TYPE / SIZE AVAILABILITY

TYPE	LENGTH(S)
Straight	23 5/8"
Left End Return	Up to 29 5/16"
Right End Return	Up to 29 5/16"
LER - Custom	Up to 29 5/16"
RER - Cust	Up to 29 5/16"